

Institute of Technology, Sligo

Yeats Library

Annual Report

2016

## Contents

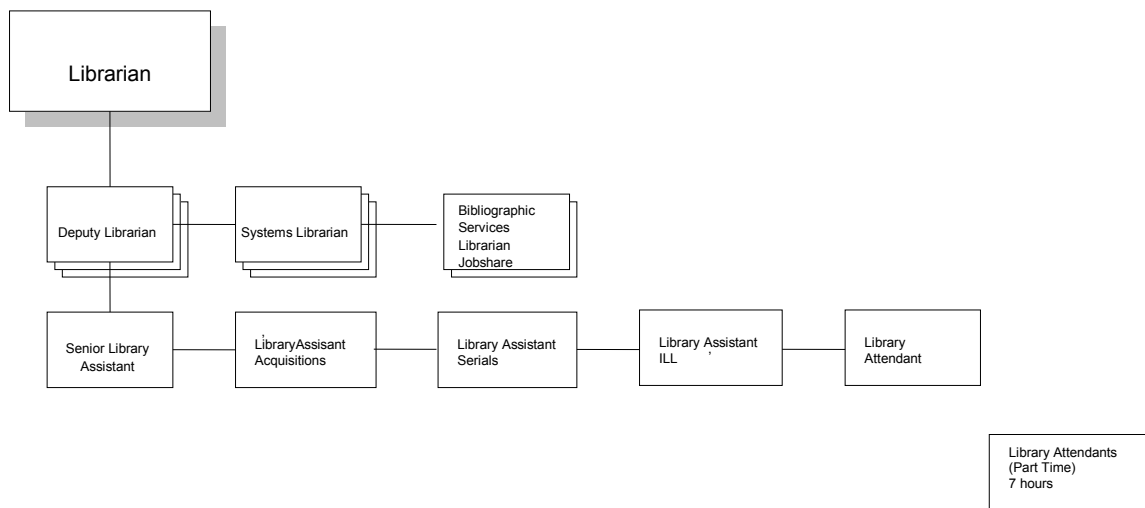
1	Introduction .....	4
2	Staff .....	4
2.1	Library Staff Development .....	4
3	Library Service and Administrative Developments.....	5
3.1	National Procurement Frameworks.....	5
3.2	Educampus Procurement of Library Management System .....	5
4	Information Skills Training .....	6
4.1	Information Literacy Online .....	6
5	Library Usage Statistics .....	7
5.1	Print Book Loan Activity.....	7
5.2	CUAL Institutional Repository .....	9
5.2.1	Replacement of CUAL by Research@THEA.....	12
5.3	CUA Reciprocal Borrowing.....	12
5.4	Footfall .....	13
5.5	Inter Library Loan/Document Supply Statistics .....	14
5.6	Database Usage.....	15
5.6.1	Cost Benefit.....	16
5.6.2	Ebsco Databases.....	17
5.6.3	Emerald .....	18
5.6.4	IEEEXplore .....	18
5.6.5	Jstore.....	19
5.6.6	Science Direct.....	20
5.6.7	Ebrary .....	20
5.6.8	Web of Science.....	21
5.6.9	SAI Global Standards.....	22
5.6.10	IHS .....	23
5.6.11	North-South Child Protection Hub.....	24
5.6.12	Westlaw .....	25
5.7	Individual Ebook Usage.....	26
5.7.1	EBSCO.....	27
5.7.2	EBL.....	27

5.7.3	Ebrary .....	28
6	Library Learning Resources Budget Financial Report 2016 .....	29
6.1	VAT Returns 2016 .....	30
6.2	Copyright Licence .....	31
6.3	Year 2015 .....	31
7	Learning Resources : Main Suppliers During 2016 .....	32
8	Resource Development by Type of Resource .....	32
8.1	Items Added to Stock and Losses.....	34
8.2	Additions to Stock by subject.....	35
8.3	Individual Journal Subscriptions in 2016.....	37
9	Donations and Special Collections .....	38
10	Other Library Expenditure .....	38

# 1 Introduction

This Annual Report provides an overall summary of Library operations during 2016. It includes statistics and charts of resource usage, accounts of expenditure, a summary of some of the main developments during the year and information on a range of other issues such as suppliers used, donations, resource development etc.

## 2 Staff



### 2.1 Library Staff Development

Library staff qualifications in the area of Library and Information Studies and Education may be summarised as follows:

- MSc in Information and Library Studies, Robert Gordon University, Aberdeen (2 staff completed)
- MSc Econ in Management of Library and Information Services from University of Aberystwyth (2 staff completed)
- MSc Econ Information and Library Studies, University of Aberystwyth (1 staff completed)
- Masters in Digital Media Development for Education, University of Limerick (1 staff completed)

## 3 Library Service and Administrative Developments

### 3.1 National Procurement Frameworks

During 2016, the Yeats Library continued to procure books and journals under the two Frameworks put in place by Educational Procurement Services, Limerick:

- Single Supplier Framework Contract for the Supply of Library Journals and Periodicals 2015
- Multi Supplier Framework Agreement for the Supply of Library Goods (Books) 2015

### 3.2 Educampus Procurement of Library Management System

During 2016, EDUCAMPUS, a subsidiary of HEANET, Ireland's National Education and Research Network ran a tender to procure a replacement for the library management system in use in the Institutes of Technology. The KOHA system was chosen, along with the following ancilliary software:

- Coral – Electronic Resource Management
  - Used to manage electronic subscriptions and licences
- EDS Discovery
  - Single search of multiple library online and print resources
- DSpace
  - Research@THEA repository of Institute of Technology research output
- Exam Papers Database
  - Past exam papers
- Booked
  - Room booking
- PC Reservation
  - To allow students to reserve PCs in the library
- Piwik
  - Analysis of library usage
- Banner Interface
  - Loading student information to the Library System for loans and other services
- Integration with Self-Issue Systems
  - To allow self-service borrowing of books
- Authentication
  - To control access to electronic subscriptions using student and staff institute logins
- Ezyproxy
  - Part of the student authentication software
- Advanced Opac Customisation
  - To create a more user friendly catalogue search of the library
- Wordpress
  - To design and manage the Library website
- Rebus:list Reading Lists
  - To create online reading lists of resources for individual programmes
- Data Uplift via BDS
  - To upgrade the standard of library catalogue records.

During 2017, this software is in process of being installed throughout the IoT Library system, with IT, Sligo being the third site to go live with KOHA on Thursday, June 8<sup>th</sup>.

## **4 Information Skills Training**

### **4.1 Information Literacy Online**

During the academic year 2016 – 17 the following information literacy education and support was delivered by the Library:

- 57 class groups
- 84 reference desk appointments

Information Literacy education has increased over the years as follows:

141 hours 16/17

127 hours 15/16

75 hours 14/15

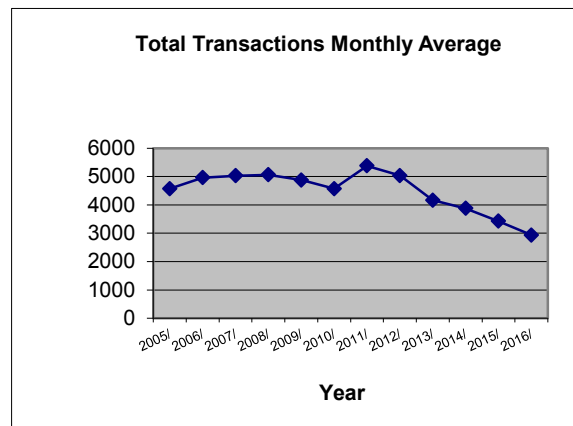
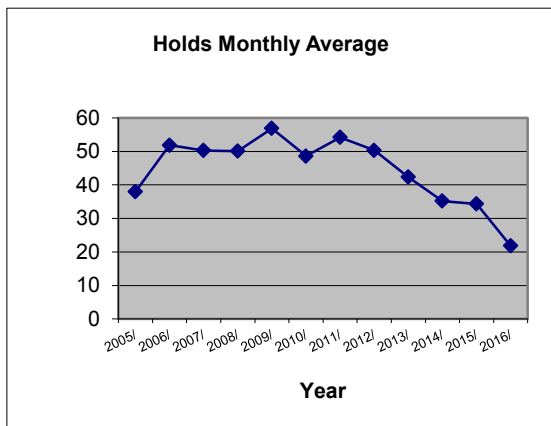
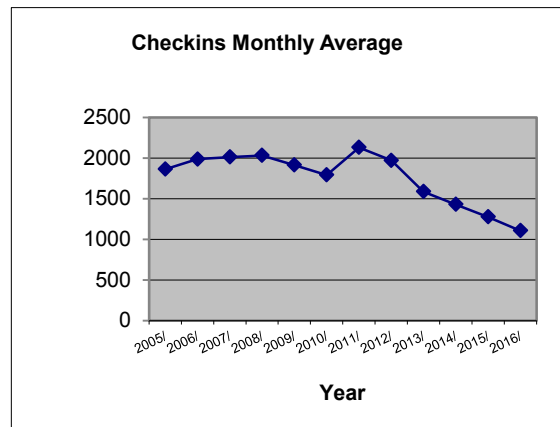
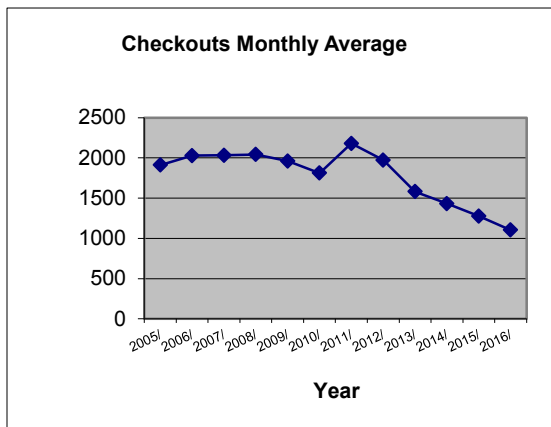
50 hours 13/14

There was also the following additional library liaison contact during academic year 2016 - 17:

- First year induction library talks - 13<sup>th</sup> September
- Two Library workshops for academic staff – 15<sup>th</sup> September
- Student mentoring lunch time sessions - Week of 3<sup>rd</sup> October
- Apprentice induction
- Literature Review Week - 3 lunch time lectures – Week of 24<sup>th</sup> October
- Review week - promoted Reference Desk appointments – Week of 31<sup>st</sup> October
- EndNote session at the request of Students' Union - 30<sup>th</sup> March
- Student mentoring lunch times - Week of 24<sup>th</sup> April

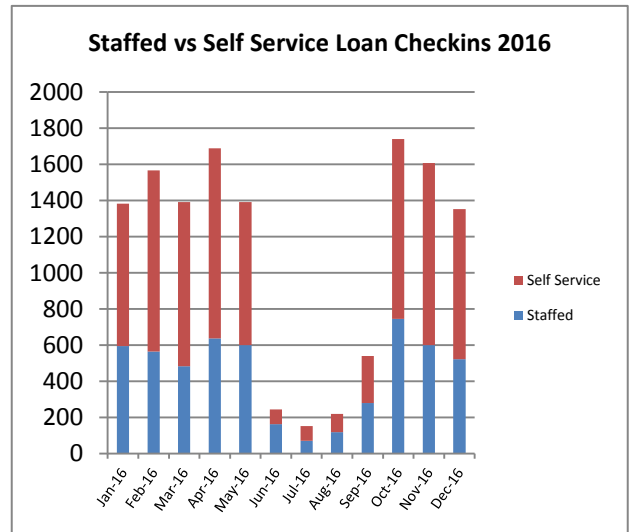
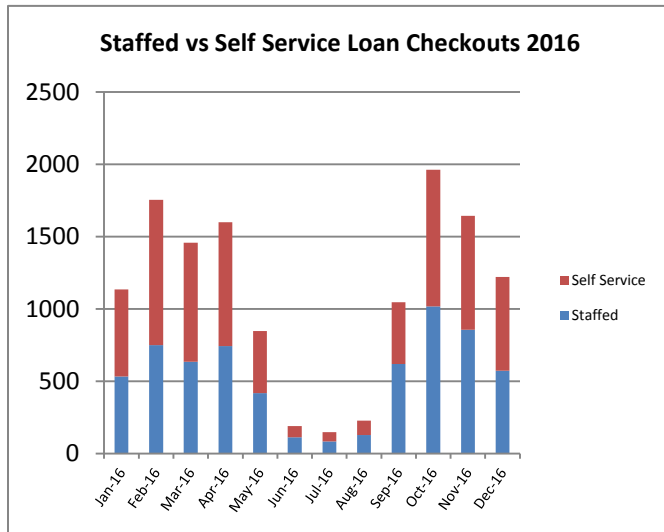
# 5 Library Usage Statistics

## 5.1 Print Book Loan Activity



Print book loans appear to be on the decline and this seems to have developed into a trend over a number of years. This should be put in the context of increases in the use of other resources such as ebooks and relative stability in numbers through the book security gates from 2014 to 2016. (See Footfall below). The Library continues to be used but the borrowing of print books may be becoming a less important element of its services.

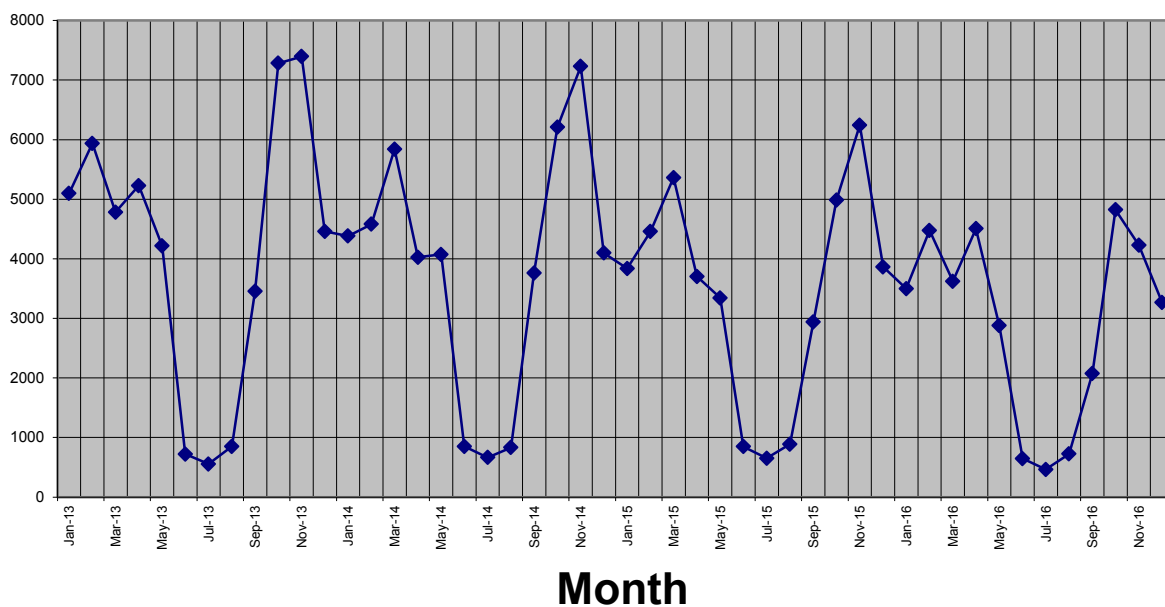
During 2016 51% of Loan Checkouts were via the Quickcheck Self Service machine and 59% of Loan Checkins were via Quickcheck.



The seasonal pattern of the library print loans service can be seen from the chart below.



## All Desk Transactions 2013/2016



## 5.2 CUAL Institutional Repository

CUAL Repository Statistics as of 07/04/17. At this point there were 870 items in CUAL.

Holdings for each of the three Institute “communities” were as follows:

+ *Galway-Mayo Institute of Technology* 328

+ *Institute of Technology, Sligo*. 329

+ *Letterkenny Institute of Technology* 213

The breakdown of the holdings at IT, Sligo was as follows:

- **Institute of Technology, Sligo.** 329
  - Yeats Summer School Archive ITS 2
  - ec\_fundedresources 0
- Undergraduate Dissertations ITS 18
  - Undergraduate Dissertations Business and Social Sciences ITS 1
  - Undergraduate Dissertations Engineering and Design ITS 13
  - Undergraduate Dissertations Science ITS 4
- School of Business and Social Sciences ITS 76
  - Articles - Business and Social Sciences ITS 1
  - Conferences - Business and Social Sciences ITS 1
  - Other Publications - Business and Social Sciences ITS 1
  - Theses - Business and Social Sciences ITS 73
- School of Engineering and Design ITS 56
  - Articles - Engineering and Design ITS 0
  - Conferences - Engineering and Design ITS 8
  - Other Publications - Engineering and Design ITS 0
  - Theses - Engineering and Design ITS 48
- School of Science ITS 177
  - Articles - Science ITS 27
  - Conferences - Science ITS 4
  - Other Publications - Science ITS 2
  - Theses - Science ITS 144

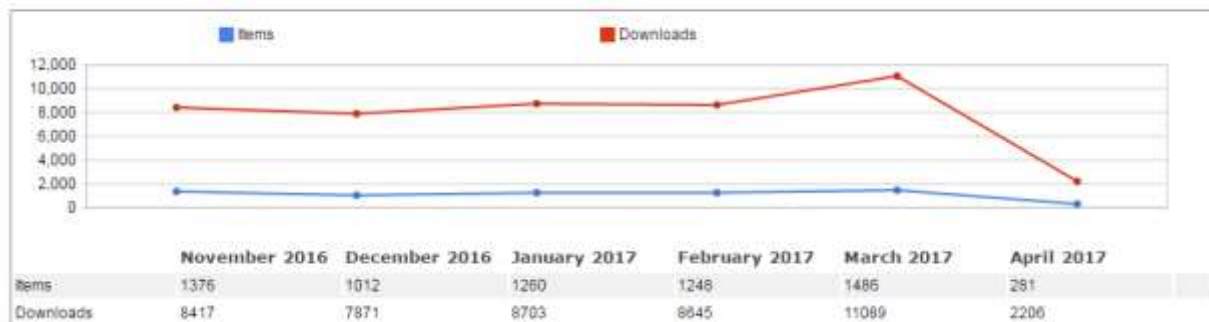
### Top Country Views (All Time)

	Views
Ireland	62271
Germany	39356
United Kingdom	22842
United States	20797
China	20356
India	6792
Philippines	5644
Malaysia	4550
France	3849
Russia	3141

### Top City Views (All Time)

	Views
Letterkenny, Ireland	18444
Galway, Ireland	16275
Dublin, Ireland	13593
Sligo, Ireland	8239
(not set), Germany	8184
London, United Kingdom	5095
Beijing, China	4456
(not set), United States	4417
Zibo, China	4243
Munich, Germany	3640

### Total Visits per Month (Last Six Months)



CUAL was also harvested by [www.rian.ie](http://www.rian.ie) and the number of CUAL items in RIAN can be seen in the Connacht-Ulster Alliance line below.

This table lists the number of items in RIAN during the specified time period

From:  To:

Institution	Book	Book chapter	Conference item	Contribution to newspaper/magazine	Doctoral thesis	Journal article	Master thesis (research)	Master thesis (taught)	Multimedia	Other	Patent	Report	Review	Working paper	Total Count
All Ireland Public Health Repository	123		18			155				217		3036			3549
Connacht-Ulster Alliance		9	148		64	112	80	384		30		3	1	1	840
Dublin City University	17	192	2353		1713	1456	715			12		79		128	6665
Dublin Institute of Technology	261	305	2148		420	3197	297	249	140	1984	5	290	42	51	9389
Dundalk Institute of Technology	5	15	111			134	15			59		32			371
Lenus	45	33	255		115	2259				3283		10245	10	58	16303
Marine Institute	63	14				165				564		269		24	1099
Mary Immaculate College	9	184	34	8	67	189	31			6		24		5	557
Maynooth University	33	646	742		574	4133	322			206		404			7060
NUI Galway	18	147	655	117	813	1688				27		175	36	193	3869
Royal College of Surgeons in Ireland		9	33		238	1002	68	109		17		84			1560
Teagasc	7	5	5			683				44		232		27	1003
Trinity College Dublin	36	237	1411		1671	8577	1	76		615		399	41	152	13216
University College Cork	14	110	296	12	542	1638				77		41	10	7	2749
University College Dublin	42	536	1258	36	43	3563	4			19		232	44	1346	7123
University of Limerick	21	144	775	21	493	1611	284	58		132		86	12	39	3676

### 5.2.1 Replacement of CUAL by Research@THEA

Due to the EDUCAMPUS procurement project for IoT Library software mentioned in Section 3.2 above, a new DSPACE platform was provided to replace CUAL. This has gone live during Summer 2017 and is called Research@THEA. This is to be a repository for any IoT Library which chooses to use it. Holdings for the three CUAL libraries (GMIT, LYIT and IT, Sligo) have been transferred and as of 21/08/17, holdings for Dundalk Institute of Technology have also been added to date. For IT, Sligo holdings, Research@THEA has a similar structure to CUAL with theses, articles, conferences and other publications arranged in a series of collections by Institute School. It is hoped to develop IT, Sligo's presence on Research@THEA into a platform for research output of the institute.

### 5.3 CUA Reciprocal Borrowing

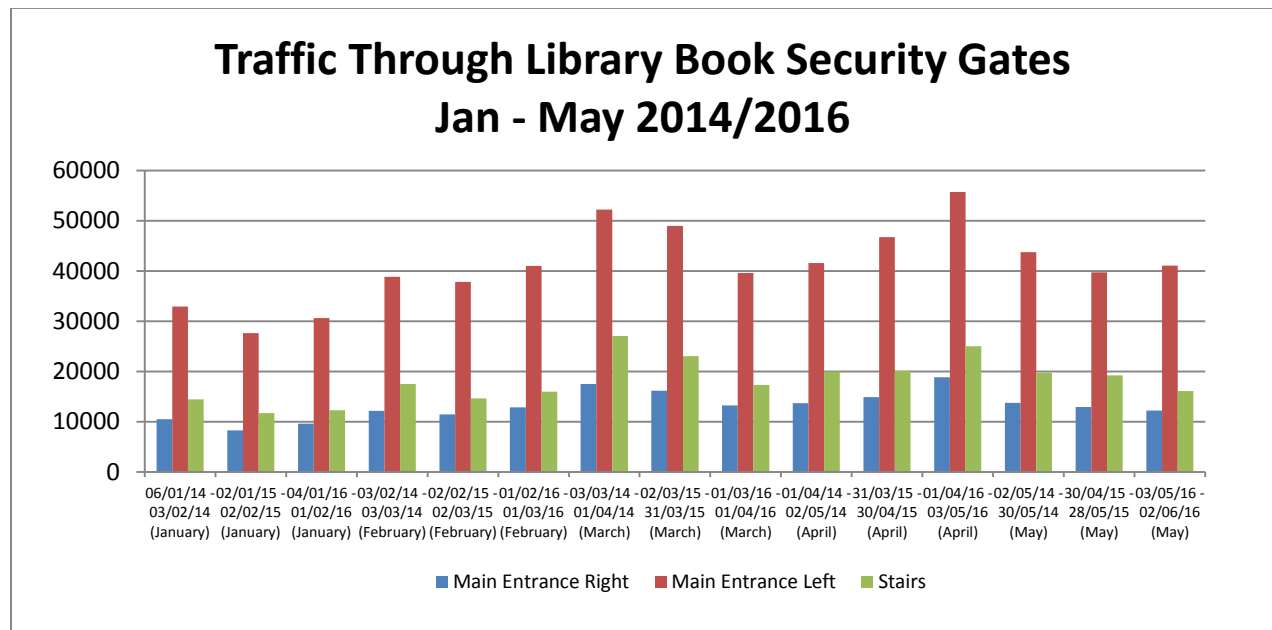
In 2013 a reciprocal borrowing scheme was set up between the libraries of the Connacht Ulster Alliance along with Athlone Institute of Technology to allow students from each college to register in one or more of the others to borrow print books.

The following numbers of students availed of this scheme:

Home Library	Numbers of Students	Host Libraries
IT, Sligo	6	GMIT, DKIT <sup>1</sup>
LYIT	7 <sup>2</sup>	IT, Sligo
GMIT	5	IT, Sligo
AIT	6	IT, Sligo

## 5.4 Footfall

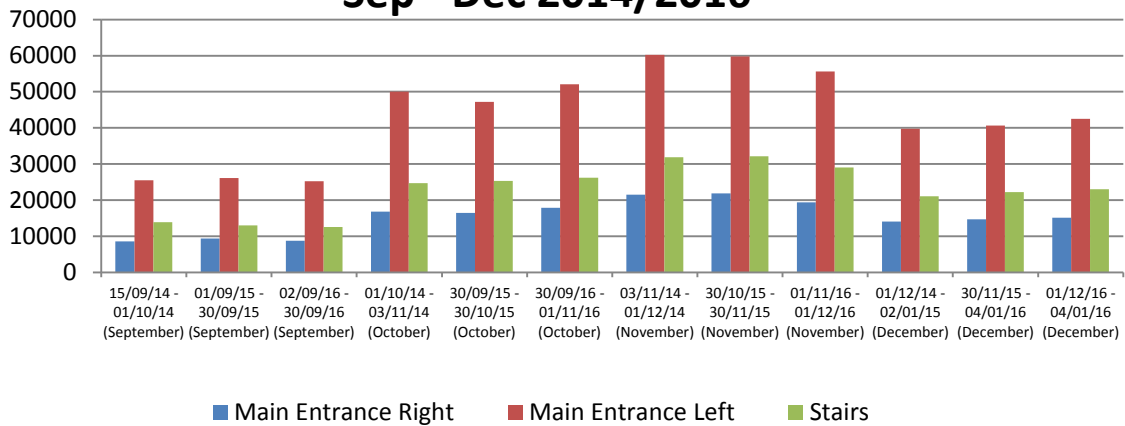
The Library has counters on two lanes of book security gates at the main entrance and on one lane at the top of the stairs between the Infozone and the Social Learning Zone. It is not possible to use these to count the total entrances and exits to the library on a particular day because there is an additional entrance to the Social Learning Zone from the lower concourse which does not have a counter. However, they do give an indication of levels of traffic through the library. Taking counts from these gates is a manual process and is sometimes missed resulting in gaps. A summary for 2014, 2015 and 2016 is given below with the count periods corresponding roughly (but not exactly) to months.



<sup>1</sup> An exceptional membership on the scheme was allowed for an IT, Sligo student at DKIT. Possibly DKIT might join the scheme at a later stage.

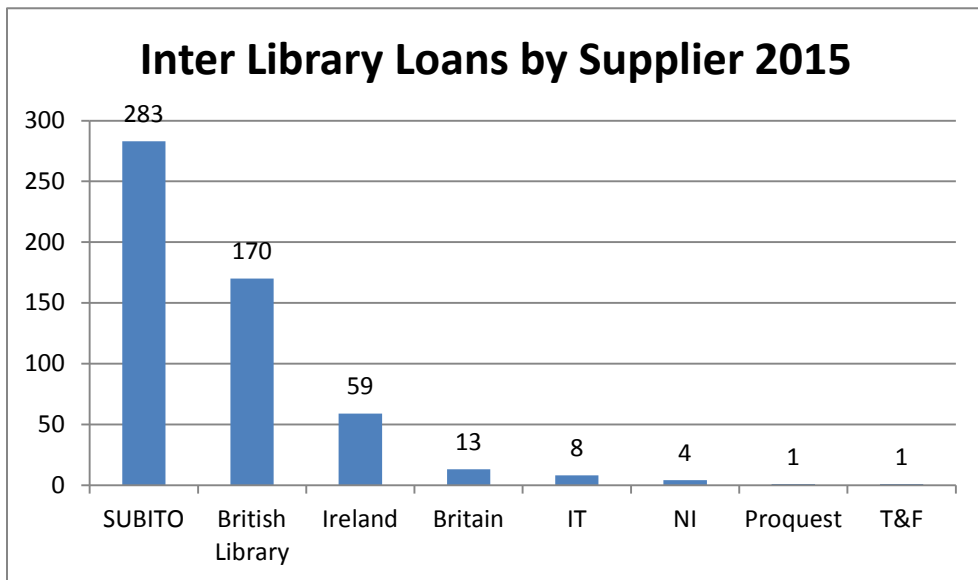
<sup>2</sup> Including one staff member from LYIT

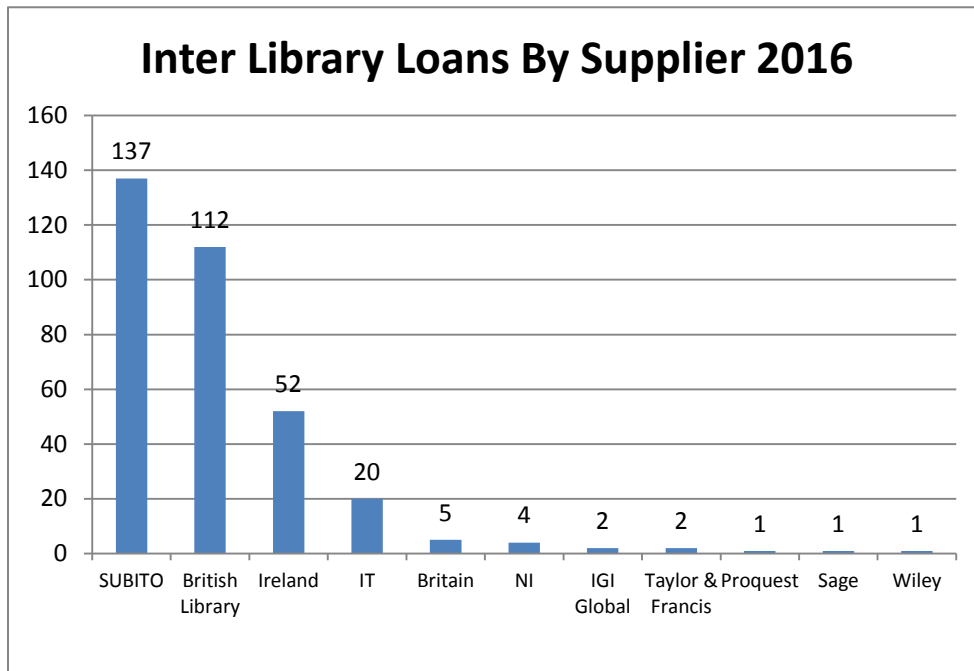
## Traffic Through Library Book Security Gates Sep - Dec 2014/2016



### 5.5 Inter Library Loan/Document Supply Statistics

The German/Austrian/Swiss consortium SUBITO supplied the greatest number of documents and loans. There are increasing examples of documents being purchased directly from publishers as opposed to being ordered from other libraries.





## 5.6 Database Usage

Database suppliers provide IT, Sligo with statistics of usage. These statistics are either COUNTER compliant or not COUNTER compliant. COUNTER is an organisation based in the UK and supported by libraries, publishers and database vendors. It is an initiative to improve the reliability of online usage statistics. It has developed a Code of Practice, covering statistics for **journals and databases** and for **books and reference works**.

The **Counter code of practice provides**, among others, for the following reports:

- Journal Report 1 Number of Successful Full-Text Article Requests by Month and Journal
- Database Report 1: Total Searches and Sessions by Month and Database
- Book Report 2: Number of Successful Section Requests by Month and Title

Of the vendors from whom the library had databases on subscription during 2016, the following provide Counter compliant statistics:

- Academic Search Complete
- Business Source Complete
- Emerald
- IEEE Xplore
- Jstore
- Science Direct
- Ebrary e-Books
- Web of Science

For journal databases, the use of **Journal Report 1** in the charts below provides a consistent and comparable picture of usage from year to year.

For the Ebrary database of electronic books, the **Book Report 2** is given.

The database Web of Science is not a full text database. The Counter report provided is **Database Report 1**.

Vendors of the following databases do not supply Counter Compliant Statistics.

- SAI-Global
- IHS
- Irish Times
- North South Child Protection Hub
- Westlaw

For these databases usage measured in a variety of ways as reported by the vendors is given. Usage statistics are not provided in this report for

- OECD iLibrary

### **5.6.1 Cost Benefit**

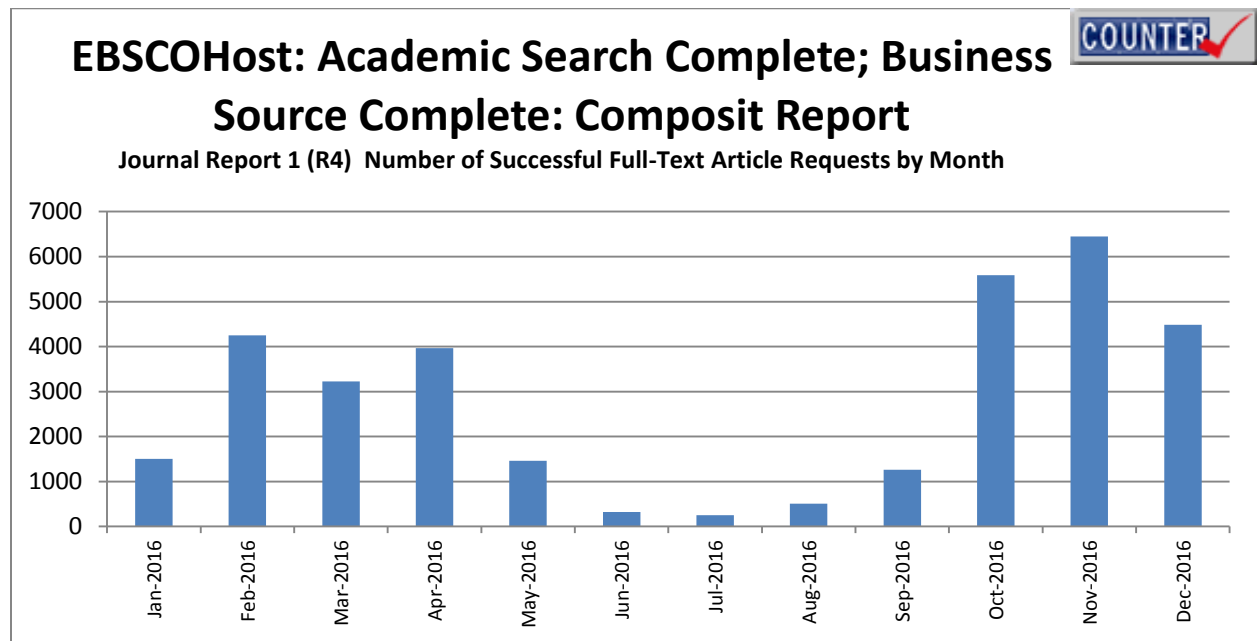
For databases which provide consistent COUNTER compliant usage statistics and for which the Library pays directly, an attempt is made below to relate usage to cost and provide a cost per article or section downloaded. This requires further refinement but is important since it supports the expenditure on these resources with an indication of value for money. However, it is not possible to determine whether an article which has been requested has actually been read or used in any way. The COUNTER definition of "item request" includes "...viewing, downloading, emailing and printing of items, where this activity can be recorded and controlled by the server rather than the browser".

The Library subscribed to 12 databases in 2016 and a further two were funded by the IReL consortium on behalf of the institutes of technology as follows:



Title	Cost <sup>7</sup>	VAT	Total
Academic Search Complete (EBSCO)	IReL		IReL
SAI Global Standards	8784	2020	10804
Business Source Complete (EBSCO)	IReL		IReL
Ebrary	10874	2501	13375
Emerald	12076	2778	14854
IEEExplore	5321	1224	6545
IHS	12421	2857	15278
Irish Times Online	2091	incl	2091
Jstord	4449	1023	5473
NSCPH	900	207	1107
OECD iLibrary	638	147	785
Science Direct	31263	7190	38453
Web of Science	8294	1908	10201
Westlaw	5175	incl	5175

## 5.6.2 Ebsco Databases

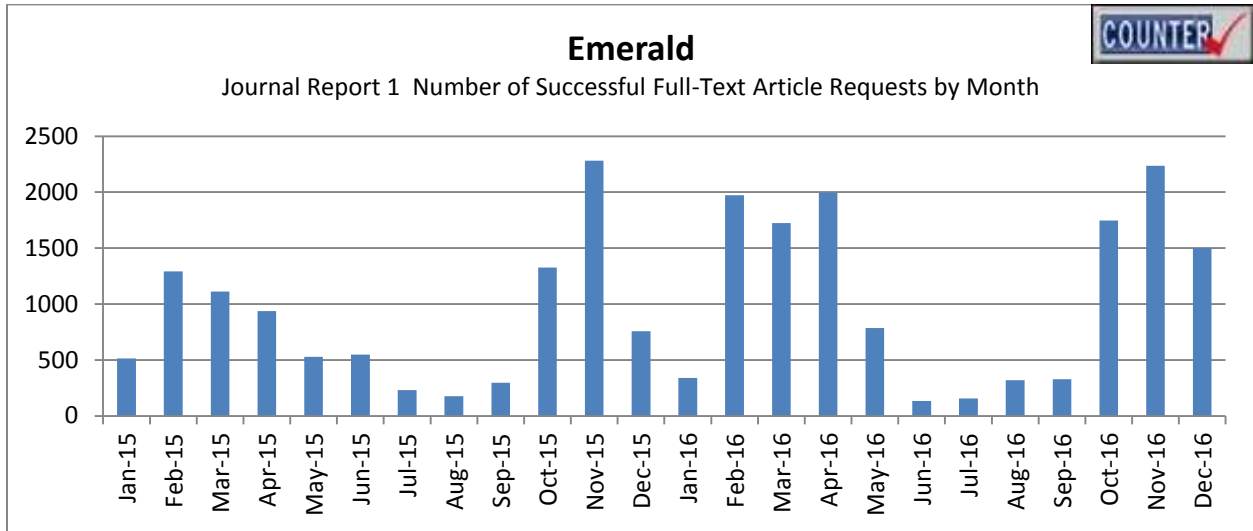


These databases are provided at no cost to the Yeats Library through the IReL Consortium.

<sup>7</sup> EURO amounts taken from the Agresso System for items invoiced in a non-EURO currency

### 5.6.3 Emerald

This is a database covering topics such as management and quality assurance.



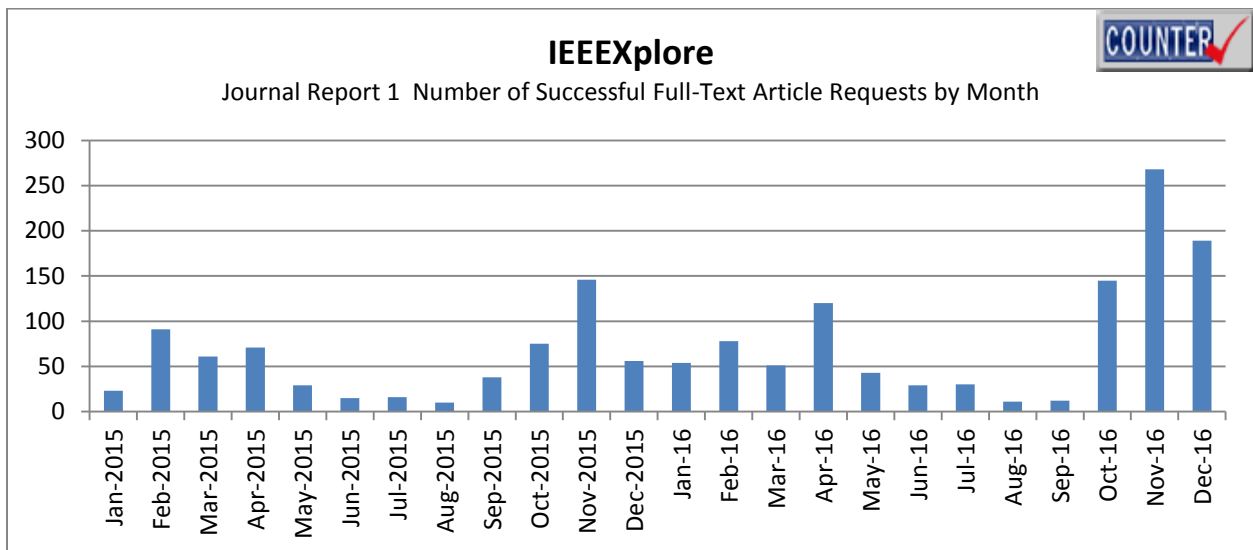
Subscription cost in 2016, including VAT was €14854.

The total full text articles requested in 2016 was 13245

The cost per full text article requested was €1.12

### 5.6.4 IEEEExplore

This is a database of articles from journals of the IEEE covering topics in electrical and electronic engineering and computing.



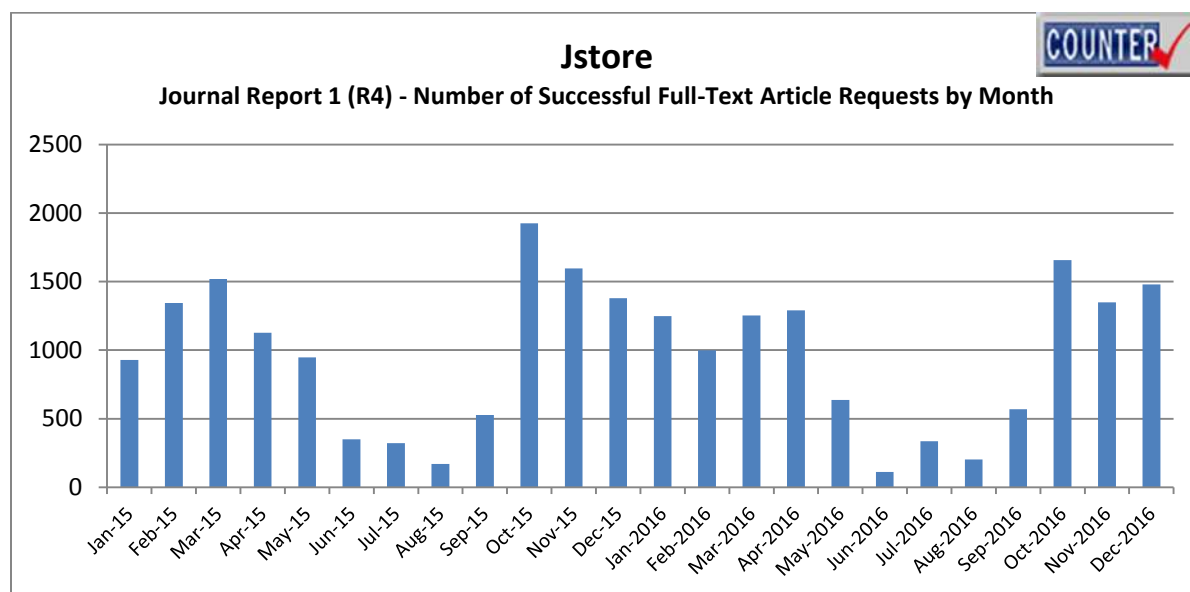
The subscription cost for IEEEExplore for 2016 including VAT was €6545.

The total full text articles requested in 2016 was 1030.

The cost per full text article requested was €6.35. Levels of usage of IEEEExplore are significantly lower than for some of the other databases and therefore the cost per article requested is relatively high. However, usage has increased in 2016.

### 5.6.5 Jstore

Jstore is different to other journal databases. In the case of many of the database products vendors may make journals available online which they publish themselves or they may aggregate titles from a range of publishers and develop an interface to search them. Jstore on the other hand is a not-for-profit service based on digitisation of major library journal collections. The library subscribes to a number of Jstor journal archive collections which in some cases are based on scanned images of print holdings in university and other libraries. The archives subscribed to by the Yeats Library provide coverage mainly of subjects in the humanities. In many cases, the most recent issues are not available due to licensing agreements and the gap between the present and the most recently available issue may be 3-5 years.



Unlike other database products which are subscribed to on an annual basis, there was an initial archive fee payment to Jstor in 2008 of €9608. This is followed by an annual payment which, including VAT, in 2016 was €5473.

Total requests for full text articles in 2016 numbered 11130.

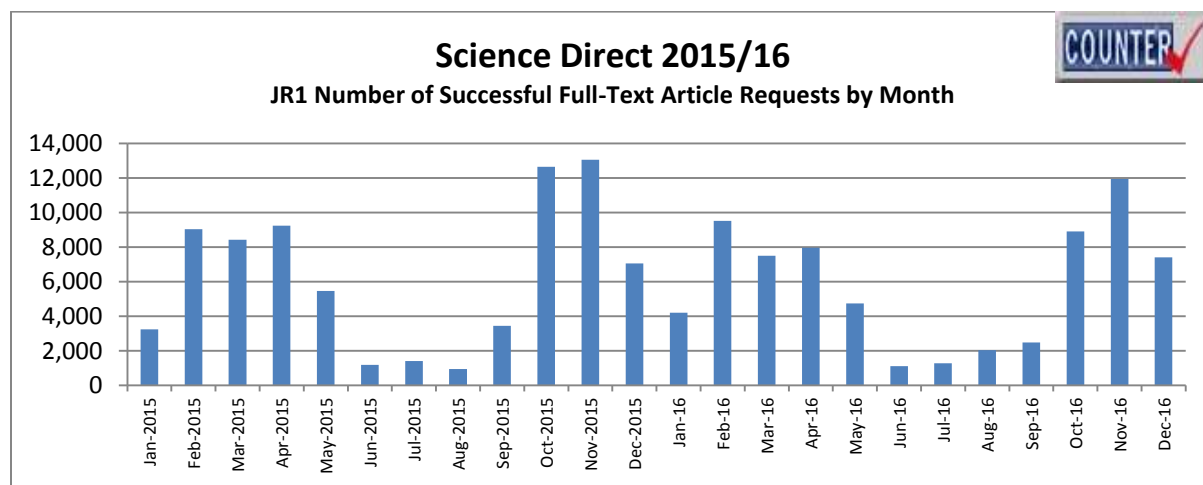
Based on the annual payment the cost per articles requested in 2016 was approximately €0.49.

If the resource becomes less relevant to the Institute academic community, the library has the option of ceasing the annual payment. The original payment for the archive remains in place and the service could be re-activated in the future by re-starting the annual payment.

XXXXXXXXXXXXXXXXXXXX

### 5.6.6 Science Direct

Science Direct is the single most expensive resource subscribed to by the Library. The subscription provides full text access to Elsevier journals covering science topics for the most recent 5 years. However, usage, as represented by requests for full text articles is high.



The subscription cost in 2016 was €38453.

Total requests for full text articles in 2016 was 69114.

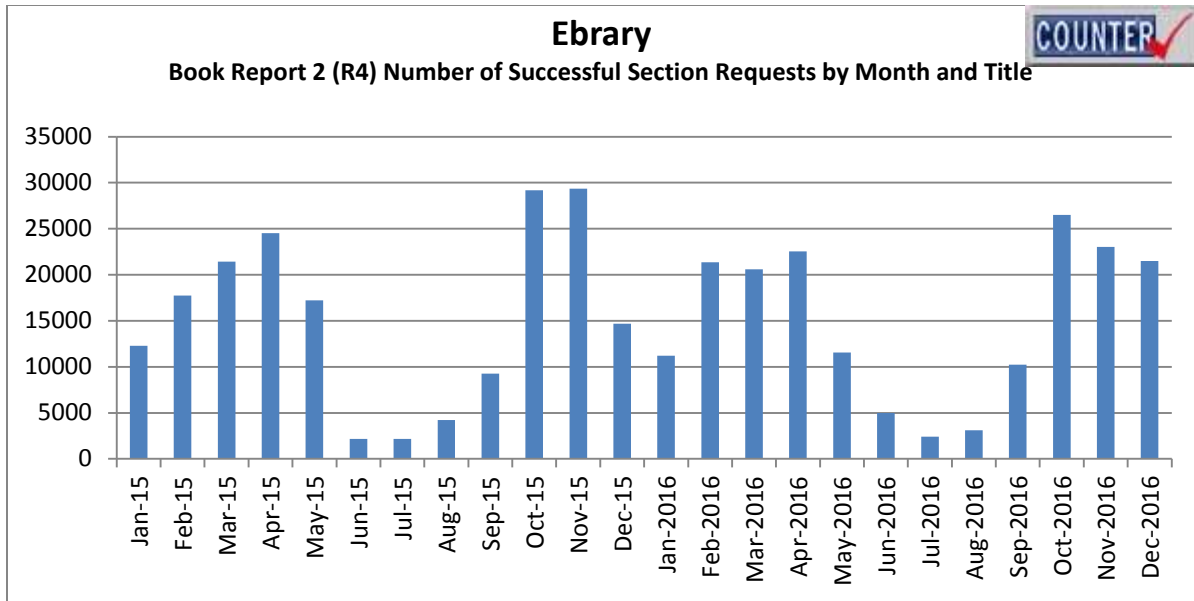
The cost for each full text article request was €0.56

### 5.6.7 Ebrary<sup>8</sup>

Ebrary provides access to approximately 100000+ electronic books (as opposed to journal articles). The COUNTER Code of Practice defines a “section” as a “subdivision of a book or reference work” such as a chapter or entry. The library spent €46645 on print books (828 titles) from its principal book supplier in 2016. However, in the period 2013 – 16, the library has spent a total of €46891<sup>9</sup> on the annual subscriptions to Ebrary and this subscription will be required for as long as the database is available. If the subscription is stopped, access to the ebooks ceases. Print items, on the other hand, remain part of library stock.

<sup>8</sup> Taken from <http://partners.ebrary.com>

<sup>9</sup> Figure from Institute Agresso Finance System. Includes VAT



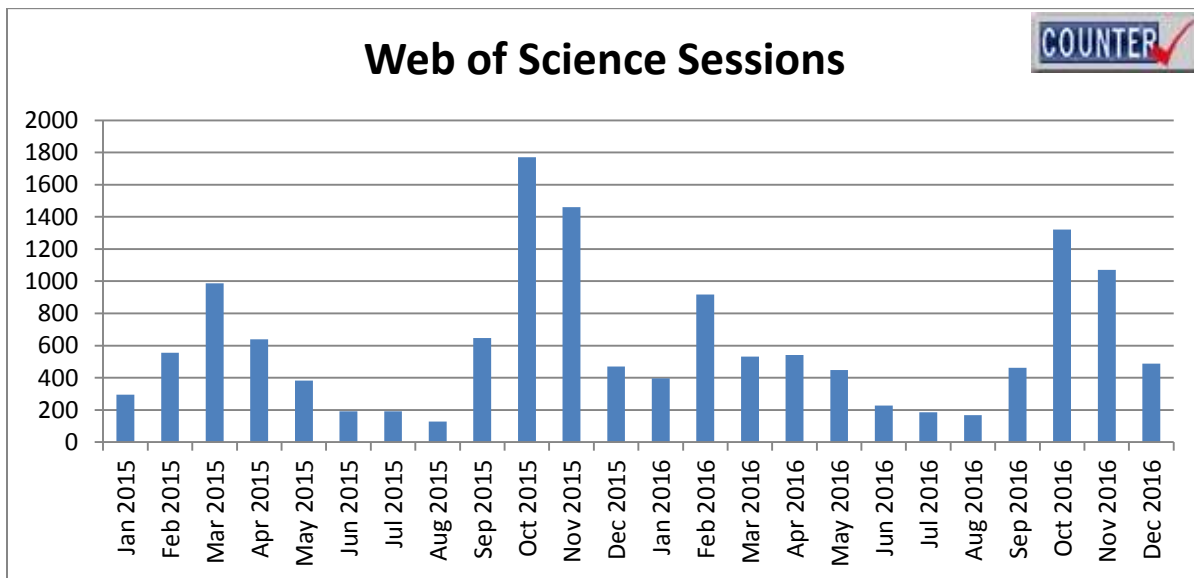
The subscription cost for 2016 was €13375

Section requests for 2016 totalled 179046.

This provides a cost per section request of approximately €0.07

### 5.6.8 Web of Science

Web of Science does not provide direct access to full text material. It is a database of citations to journal articles and abstracts. The chart below shows an extract from COUNTER Database Report 1. A session is defined as “a successful logon or connection to the Web of Science portal”.



The subscription cost for 2016 was €10201

Sessions in 2016 totaled 6758. This means that each session cost an average of approximately €1.51

Because it provides access to Science, Social Science and Arts and Humanities Citation Indexes, Web of Science is potentially a valuable reference resource. It may be less relevant to undergraduate students than fulltext databases. However it also includes the bibliographic management software Endnote Web which is being demonstrated to students by library staff. In addition it plays a role in providing publication data to the Vidatum Research Management software. For this reason, the library has committed to retaining the subscription for three years to 2016.

### 5.6.9 SAI Global Standards

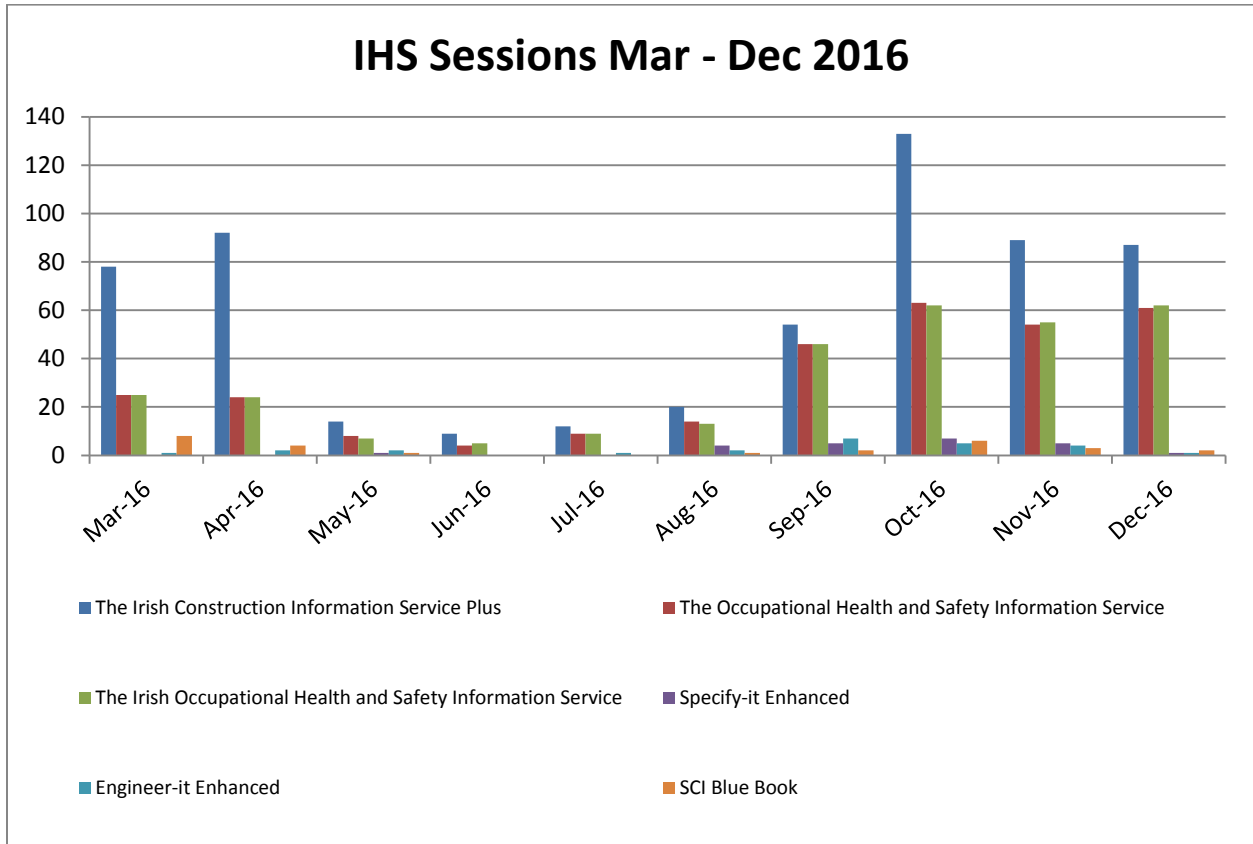
Usage since subscription started in 2015:

<b>Total Viewed</b>	2291
<b>Total Downloaded</b>	989

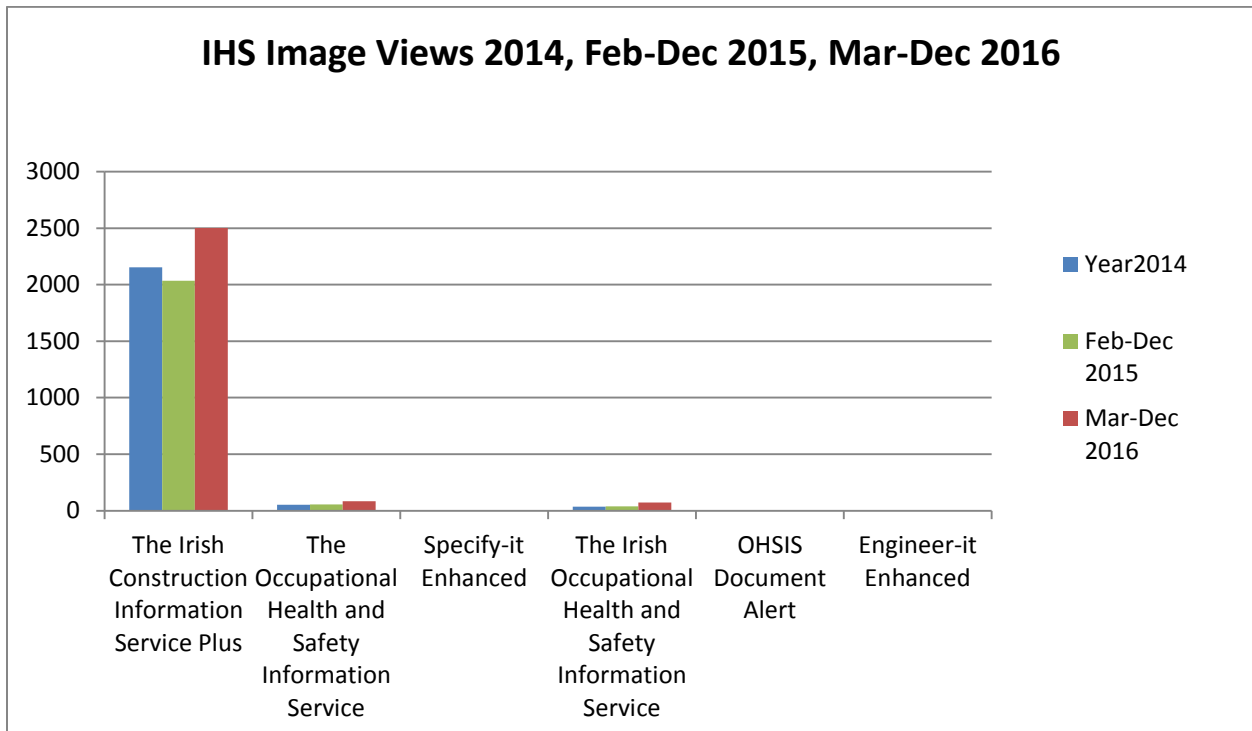
Most Viewed Docs		Most Downloaded Docs	
BS 5930(2015)	65	BS 5930(2015)	62
BS 8002(2015)	53	BS 8002(2015)	57
ISO 9001	52	I.S. EN 1997-2	56
ISO 13485	51	ISO 9001	53
I.S. EN ISO 9001	39	ISO 13485	51
I.S. EN 1997-2	36	I.S. EN ISO 13485	48
I.S. EN ISO 14001	35	I.S. EN 1997-1	36
BS 8006-1(2010)	35	I.S. EN 1993-1-6	36
I.S. EN ISO 13485	31	BS 8006-1(2010)	34
ISO 14001	28	I.S. EN ISO 14001	30
BS 8214(2008)	27	ISO 14155	29
I.S. EN 196-1	25	FED STD 313	28
EN ISO 14001	24	I.S. EN ISO 22476-3	27
BS 6031(2009)	22	ISO 14001	26
BS 1377-2(1990)	22	I.S. EN 1991-2	25
I.S. EN 1997-1	21	I.S. EN ISO 9001	24
ISO 14155	21	ISO 9000	23
ISO 9000	21	BS 6031(2009)	23
BS 8004(2015)	20	A A 52473	18
I.S. EN ISO 22476-3	18	I.S. EN 1995-1-2	18

### 5.6.10 IHS

IHS doesn't provide Counter Statistics. They provide the number of logins and a count of "image views" interpreted as document full text views or downloads. Data for January - February 2016 is not available. The chart below shows IHS Sessions for March - December 2016.



The following chart shows image views for 2014, Feb – Dec 2015 and Mar – Dec 2016.



The bulk of the image views are from Irish Construction Information Service Plus while the chart of numbers of sessions shows that the main usage is of three elements: Irish Construction Information Service Plus; Occupational Health and Safety Information Service; Irish Occupational Health and Safety Information Service.

The subscription cost for IHS in 2016 was €15278.

Total image views for Mar-Dec 2016 was 2667. Since this is not for a full year period, a cost per image viewed which would indicate cost per document viewed is not calculated.

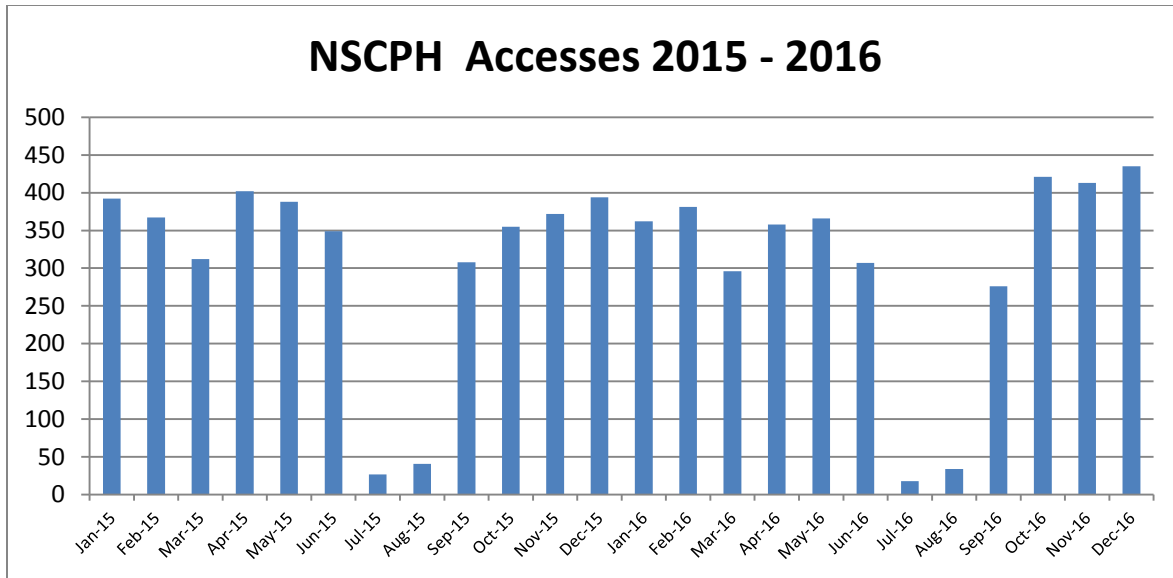
Image views of Irish Construction Information Services Plus appears to be much greater than that for the Occupation Health and Safety products. A decision may need to be taken to cancel the OHSIS element of IHS. It may require more promotion among the relevant students. Alternatively, there may be more useful and appropriate sources of information for this subject area which could be considered.

### 5.6.11 North-South Child Protection Hub

The NSCPH is an online resource developed under the auspices of the North South Ministerial Council and provides information on a range of issues dealing with Child Protection.

Statistics of usage are reported as follows:





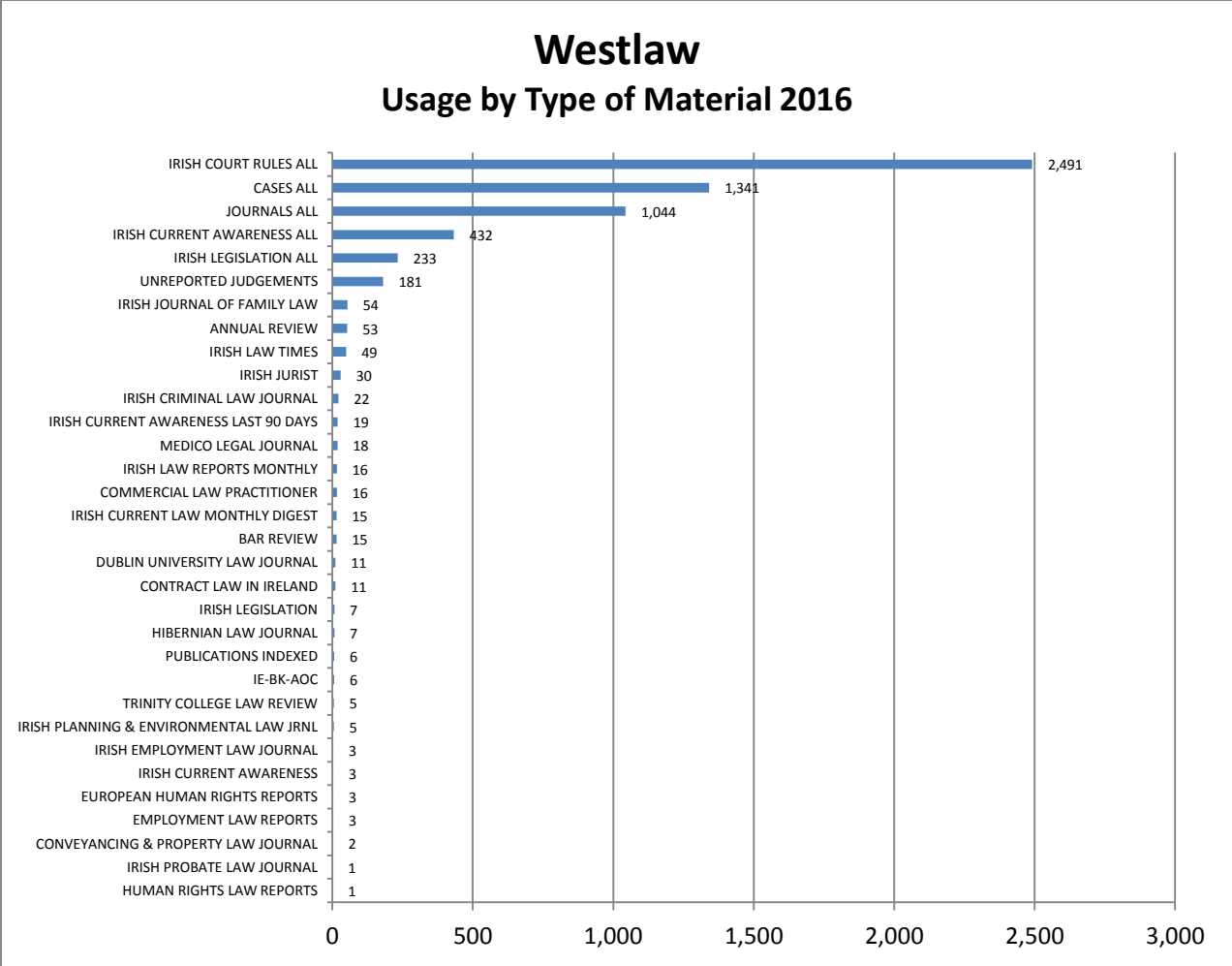
The subscription cost for NSCPH in 2016 was €1107

Total access for 2016 were 3667

The cost per access was €0.30

#### 5.6.12 Westlaw

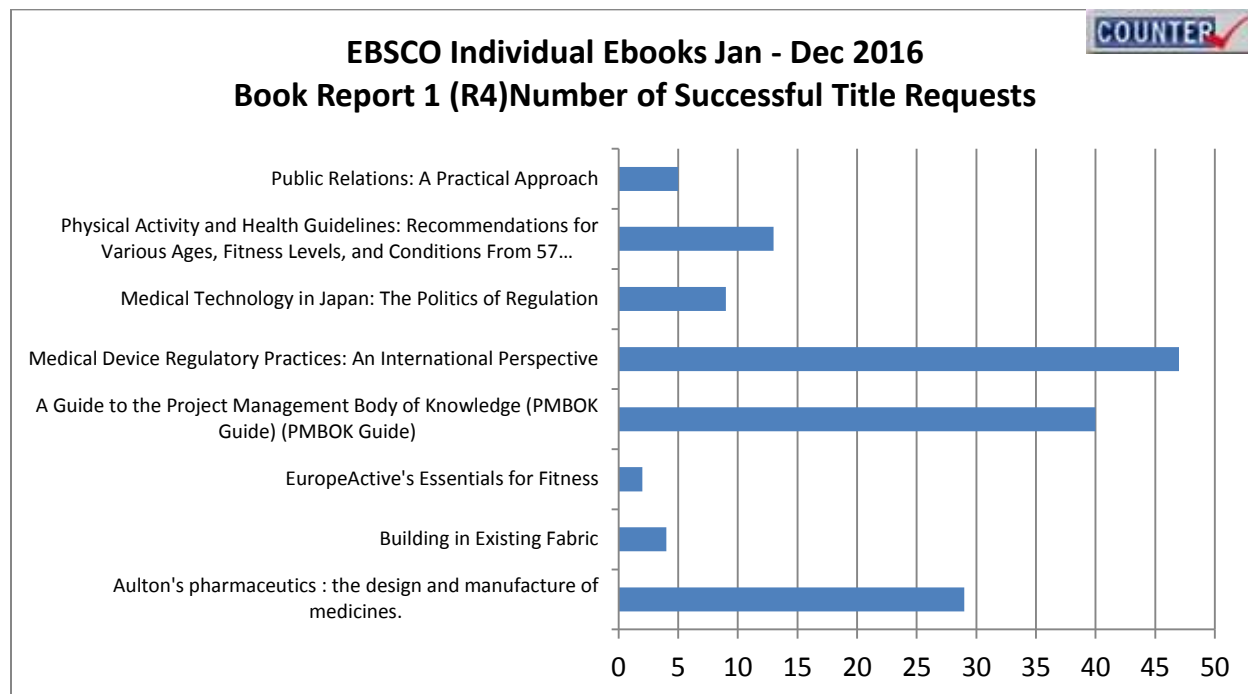
Westlaw contains legal information from journals, court rulings and other sources. The subscription cost for 2016 was €5175. The services doesn't provide COUNTER statistics but the chart below indicates usage.



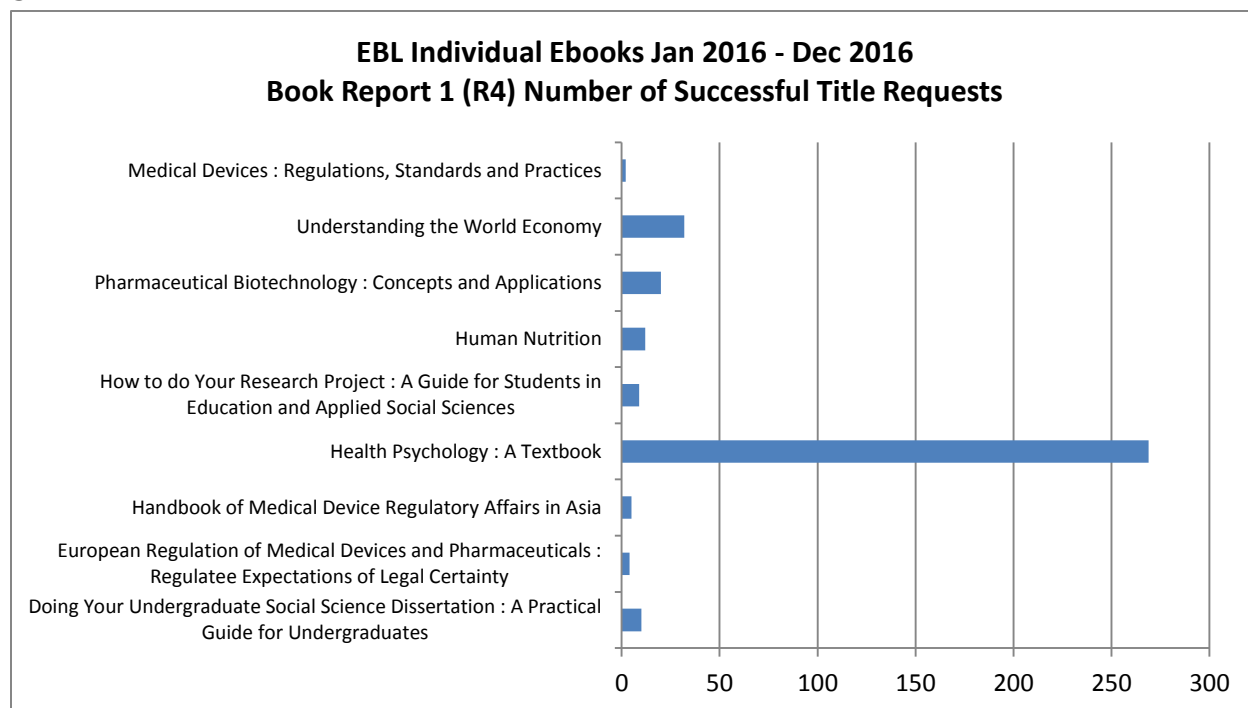
### 5.7 Individual Ebook Usage

An important question for the Yeats Library in the coming years is whether ebooks will become the predominant book format or whether print books will remain important. In this context, the decline in print book loans noted in Section 5.1 is relevant. It is an issue that it remains difficult to arrange site licences for electronic versions of core text books due to publisher policies. The implementation of the National Framework for book purchases organised by procurement service EPS on behalf of the Institutes of Technology and Universities provided an opportunity to purchase some individual ebooks during 2016 (in addition to the subscription to the Ebrary ebook collection referred to above). Usage of these is summarised below. Both EBSCO and EBL statistics are given as “successful title requests”. Ebrary statistics are given as “successful section requests by title”. The latter gives a higher overall usage figure. However, the three charts provide a picture of the relative amount of usage between titles.

### 5.7.1 EBSCO

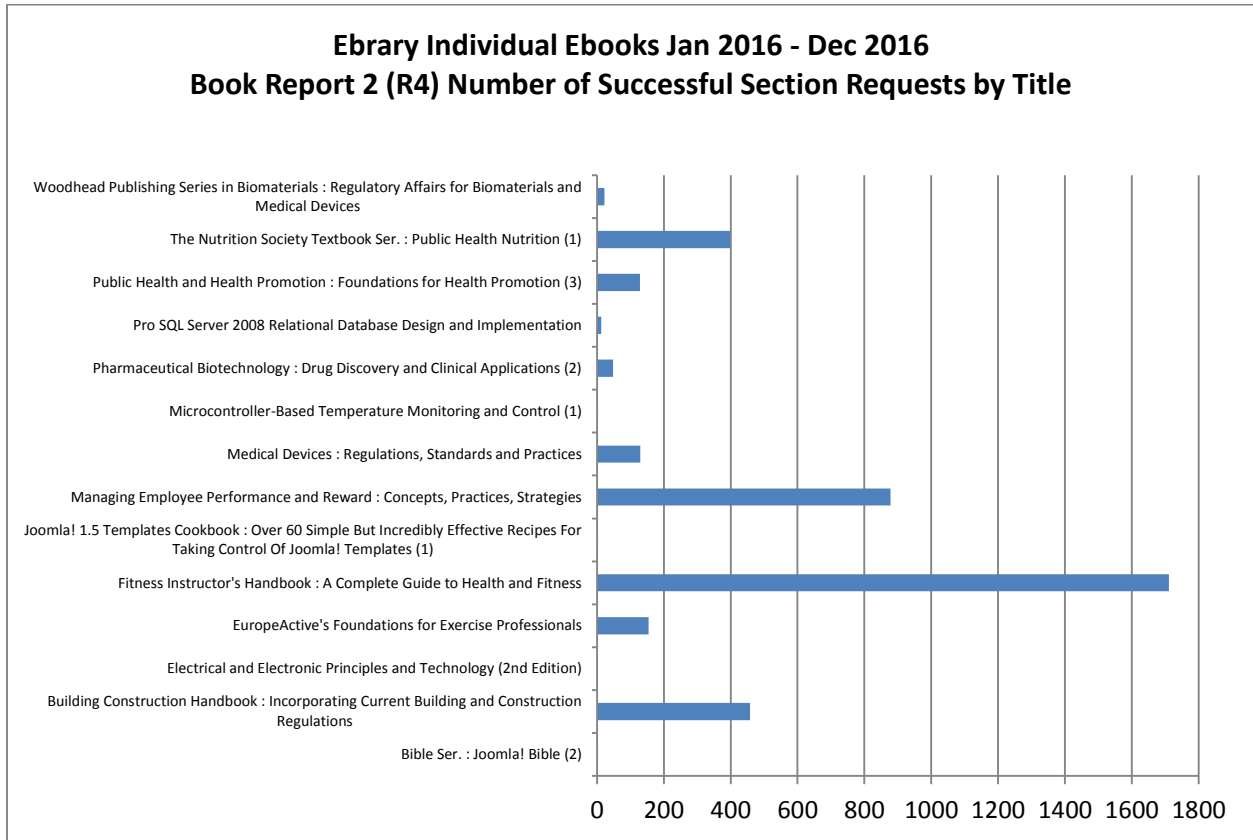


### 5.7.2 EBL<sup>10</sup>



<sup>10</sup> Taken from <https://itsligo.ebookcentral.proquest.com/libcentral>

### 5.7.3 Ebrary<sup>11</sup>



<sup>11</sup> Taken from: <https://itsligo.ebookcentral.proquest.com/libcentral>

## 6 Library Learning Resources Budget Financial Report 2016

The tables below show the library resources budget as it appeared on the Millennium Library System at the end of 2016. For many budget headings, there was a balance still encumbered (committed). During the early months of 2017, a proportion of these orders will be received and paid for.

	Appropriation	Expenditure	Encumbrance	Free Balance	Cash Balance
BusL678BookPrint	€2,493.00	€276.17	€0.00	€2,216.83	€2,216.83
BusStudL6Print	€1,199.30	€3,779.01	€129.30	-€2,709.01	-€2,579.71
MarketingPrint	€3,735.29	€3,666.14	€0.00	€69.15	€69.15
BusAdminBook	€952.58	€1,461.88	€111.14	-€620.44	-€509.30
AccountingBookPrint	€1,534.08	€1,672.69	€21.00	-€159.61	-€138.61
TourBusBookPrint	€2,482.44	€2,411.21	€33.00	€38.23	€71.23
SocCareBookPrint	€2,447.00	€1,547.02	€0.00	€899.98	€899.98
SportBusBookPrint	€1,657.83	€1,626.29	€31.54	€0.00	€31.54
ECCEBookPrint	€2,453.56	€3,358.39	€415.27	-€1,320.10	-€904.83
Law Special	€500.00	€0.00	€0.00	€500.00	€500.00
BandSSPostragduate	€197.00	€0.00	€0.00	€197.00	€197.00
<b>Totals</b>	<b>19,652.08</b>	<b>19,798.80</b>	<b>741.25</b>	<b>-887.97</b>	<b>-146.72</b>

	Appropriation	Expenditure	Encumbrance	Free Balance	Cash Balance
CivEngBookPrint	€1,346.00	€2,568.14	€53.00	-€1,275.14	-€1,222.14
Precision Books Print	€333.00	€215.50	€0.00	€117.50	€117.50
ConstBookPrint	€1,737.96	€0.00	€0.00	€1,737.96	€1,737.96
ElectronBookPrin	€523.00	€1,172.05	€0.00	-€649.05	-€649.05
MechEngBookPrint	€2,167.00	€1,445.95	€88.00	€633.05	€721.05
EnviroEngBookEle	€0.00	€112.16	€112.05	-€224.21	-€112.16
ArchDesBooksPrint	€452.00	€274.92	€20.00	€157.08	€177.08
MtronBooksPrint	€931.00	€270.78	€0.00	€660.22	€660.22
EnergyMgtOnline	€82.00	€0.00	€0.00	€82.00	€82.00
ManufMgtOnline	€210.00	€0.00	€0.00	€210.00	€210.00
EngPostgradPrint	€225.00	€0.00	€0.00	€225.00	€225.00
CompBookPrint	€1,683.00	€649.21	€80.00	€953.79	€1,033.79
ArtBookPrint	€341.00	€726.61	€155.00	-€540.61	-€385.61
DesignBookPrint	€693.00	€0.00	€0.00	€693.00	€693.00
PerfArtsBookPrin	€935.00	€570.88	€32.00	€332.12	€364.12
QualEngBookPrint	€457.00	€79.11	€0.00	€377.89	€377.89
<b>Totals</b>	<b>€12,115.96</b>	<b>€8,085.31</b>	<b>€540.05</b>	<b>€3,490.60</b>	<b>€4,030.65</b>

	Appropriation	Expenditure	Encumbrance	Free Balance	Cash Balance
BiomedElec	€0.00	€987.87	€124.90	-€1,112.77	-€987.87
BiomedPrint	€2,308.00	€573.86	€28.00	€1,706.14	€1,734.14
ScienceL68BookElec	€0.00	€344.74	€0.00	-€344.74	-€344.74
ScienceL68BookPrint	€734.00	€122.03	€0.00	€611.97	€611.97
EnvSciBookPrint	€3,762.00	€3,446.07	€228.99	€86.94	€315.93
PharSciBookPrint	€2,648.00	€286.93	€0.00	€2,361.07	€2,361.07

SciPostgradPrint	€547.00	€71.17	€0.00	€475.83	€475.83
SafetyBookPrint	€969.00	€1,551.98	€20.55	-€603.53	-€582.98
HealSciBooksPrint	€2,232.00	€2,410.43	€85.55	-€263.98	-€178.43
HealSciBooksElec	€0.00	€609.33	€0.00	-€609.33	-€609.33
ArchaeologyPrint	€563.00	€806.16	€87.00	-€330.16	-€243.16
ForensicPrint	€1,453.00	€0.00	€35.00	€1,418.00	€1,453.00
NutrBookPrint	€176.00	€2,351.16	€72.00	-€2,247.16	-€2,175.16
NutrBookElec	€0.00	€102.29	€0.00	-€102.29	-€102.29
<b>Totals</b>	<b>€15,392.00</b>	<b>€13,664.02</b>	<b>€681.99</b>	<b>€1,045.99</b>	<b>€1,727.98</b>

	Appropriation	Expenditure	Encumbrance	Free Balance	Cash Balance
LibRefBookPrint	€10,000.00	€5,401.89	€2,040.66	€2,557.45	€4,598.11
JournalsPrint	€22,262.04	€10,862.82	€0.00	€11,399.22	€11,399.22
JournalsElectron	€0.00	€6,973.40	€314.19	-€7,287.59	-€6,973.40
ElectronicDatasets	€98,000.00	€115,850.16	€4,555.00	-€22,405.16	-17850.16
NewspapersPrint	€320.00	€403.96	€0.00	-€83.96	-€83.96
ILLDocSupply	€9,500.00	€7,228.54	€0.00	€2,271.46	€2,271.46
Binding	€200.00	€758.59	€0.00	-€558.59	-€558.59
Memberships	€2,700.00	€1,251.29	€2,607.00	-€1,158.29	€1,448.71
Web 2.0	€800.00	€0.00	€0.00	€800.00	€800.00
A-Z Open Linking	€7,595.00	€7,595.00	€0.00	€0.00	€0.00
CUA	€7,400.00	€4,491.42	€2,444.01	€464.57	€2,908.58
AudioVisual	€985.00	€0.00	€0.00	€985.00	€985.00
<b>Totals</b>	<b>€159,762.04</b>	<b>€160,817.07</b>	<b>€11,960.86</b>	<b>-€13,015.89</b>	<b>-€1,055.03</b>

## 6.1 VAT Returns 2016

Invoices from suppliers which do not have an Irish VAT number are zero rated. If VAT is due on purchases/invoices from these suppliers it is included in regular returns from the Institute Finance Office to the Revenue Commissioners. However these returns are not automatically included on the Millennium Library system. In order that Millennium reflects VAT returns, a query is run on the Agresso finance system and the amount of VAT returns is input to Millennium once or twice per year. In 2016, VAT returns entered manually on Millennium amounted to €27022.67<sup>12</sup>. VAT at 23% is payable on electronic subscriptions and services such as document supply. VAT at 9% is payable on print subscriptions. Print books are zero rated for VAT.

	Appropriation	Expenditure	Encumbrance	Free Balance	Cash Balance
Vat Returns 2016	€27,022.67	€27,022.67	€0.00	€0.00	€0.00
<b>Totals</b>	<b>€27,022.67</b>	<b>€27,022.67</b>	<b>€0.00</b>	<b>€0.00</b>	<b>€0.00</b>

<sup>12</sup> Note: Because of time delay and the fact that inputting VAT returns on Millennium is a manual process this figure may not represent the exact VAT returns figure for 2015.

## 6.2 Copyright Licence

The Yeats Library pays for the Institute's licence from the Irish Copyright Licensing Agency. The licence for 2015/16, dated on 34/02/2016 was rated at €4.00 per student for 3990 fte students plus 23% VAT totalling €19630.80.

	<b>Appropriation</b>	<b>Expenditure</b>	<b>Encumbrance</b>	<b>Free Balance</b>	<b>Cash Balance</b>
<b>ICLA</b>	€20,000.00	€19,630.80	€0.00	€369.20	€369.20
<b>Totals</b>	<b>€20,000.00</b>	<b>€19,630.80</b>	<b>€0.00</b>	<b>€369.20</b>	<b>€369.20</b>

## 6.3 Year 2015

As noted in Section 6 above, at the end of each year, an amount remains encumbered (committed) under many budget headings. Many of these orders are received and invoiced in the following year and during 2016 €5915.26 was paid on invoices from 2015 orders. Items which remain outstanding for extended periods are cancelled off the system.

	<b>Appropriation</b>	<b>Expenditure</b>	<b>Encumbrance</b>	<b>Free Balance</b>	<b>Cash Balance</b>
<b>Year 2015</b>	<b>€9,376.25</b>	<b>€5,915.26</b>	<b>€1,580.83</b>	<b>€1,880.16</b>	<b>€3,460.99</b>
<b>Totals</b>	<b>€9,376.25</b>	<b>€5,915.26</b>	<b>€1,580.83</b>	<b>€1,880.16</b>	<b>€3,460.99</b>

## 7 Learning Resources : Main Suppliers During 2016

The following suppliers were paid more than €1000 during 2016<sup>14</sup>

Vendor	Item	Amt Paid
Proquest (Coutts)	Print Books	€40448
Elsevier	Science Direct database	€31263
ILI TA SAI Global	Standards database	€21600
Irish Copyright Licencing Agency	Copyright Licence	€19631
EBSCO International (Serials)	Journal subscriptions	€14146
Thomson Reuters Ltd.	Web of Science; Westlaw databases	€13264
Emerals	Emerald database	€12243
HIS Global Ltd.	Reports/Standards (Construction, Health and Safety) database	€11799
Proquest	Ebrary Ebook database	€11151
Proquest	Serial Solutions Summon; Syndetic book covers	€7595
Content Online	IEEE database	€5402
Book Nest	Print Books	€5249
British Library	Document Supply; Inter Library Loans	€4672
Biomed Central Ltd.	Hosting of CUAL repository	€4491
Jstor	Jstor database	€4413
EBSCO (YBP)	Individual Ebooks	€3582
OCLC Europe	Bibliographic records; Web dewey; EZproxy hosting	€3195
Subito	Document Supply; Inter Library Loans	€2371
Irish Times	Irish Times online	€2091
IRN Publishing	IRN Magazine	€1254
John Wiley and Sons	Journal subscription	€1096
VAT Returns		€27023

## 8 Resource Development by Type of Resource

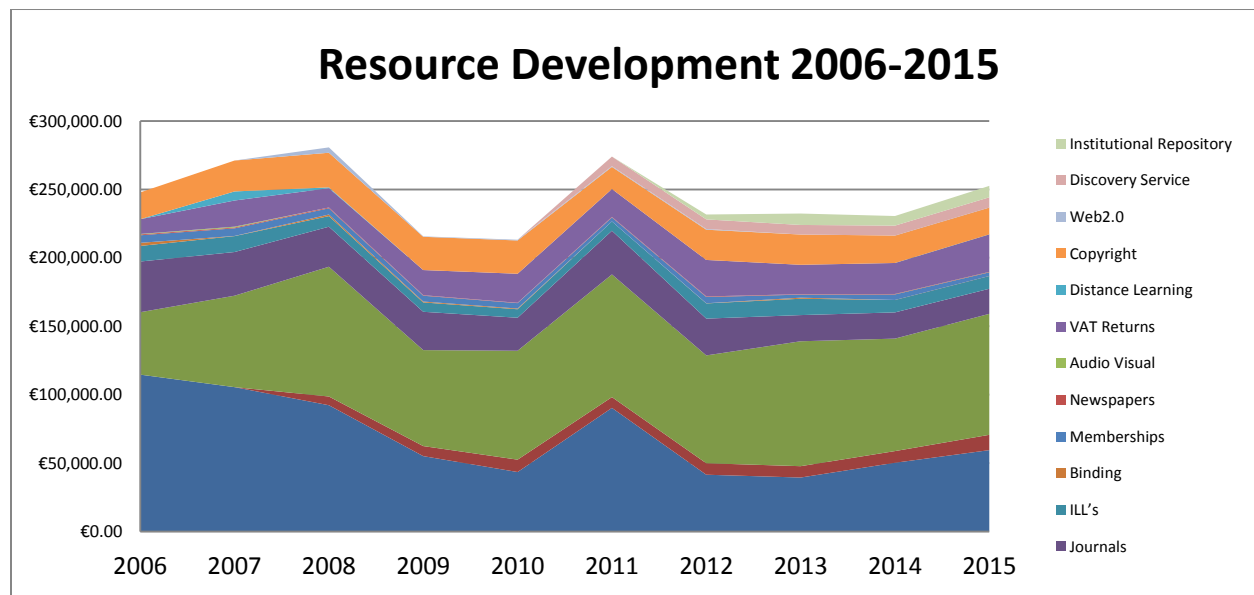
The charts below represent how the Library Resource Budget was spent in the period 2006 to 2015. The first chart shows that in that time expenditure rose and fell to a level in 2015 slightly higher than 2006. However, the composition of the budget has changed. Expenditure on print books, apart from the year 2011 has declined although there is a recovery in recent years. Expenditure on individual journals has decreased while expenditure on databases has increased. The annual copyright licence from the ICLA is a significant outlay. The CUA Institutional repository has been a part of the budget since 2012. Budget

<sup>14</sup> Note: These figures are taken from the Millennium system. In some cases VAT is included, in others it is included in annual returns. These figures do not always match expenditure figures in Section 5.6.1 above which were taken from the Agresso Finance system.

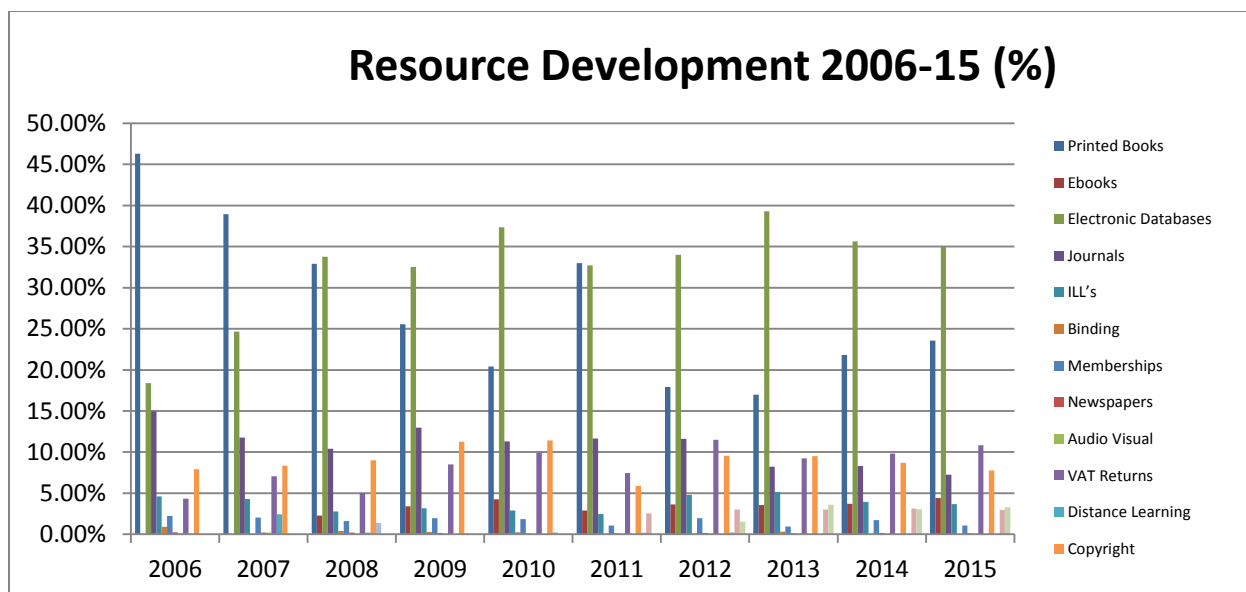


has been allocated to digitising of theses and also to hosting of the repository platform from Open repository.

Electronic books now constitute a small but increasing amount of the library's resource expenditure. Until 2015, the acquisition of electronic books by the library was almost exclusively through its subscription to Ebrary Academic Complete. In 2015, the National Framework for the Purchase of Library Books came into effect, tendered by EPS on behalf of the University and Institute of Technology Libraries. This framework is divided into five lots, Lot 2 being for Ebook purchase. The number one supplier in Lot 2 is YBP and during 2015, the library purchased a number of individual ebooks through this supplier. YBP does not provide a platform for the ebooks itself but facilitates identification, purchase and contract setup with a range of ebook suppliers such as Proquest and EBSCO. Some of the ebooks purchased from YBP, therefore, appear on Ebrary and EBSCO interfaces which are familiar to IT, Sligo students. It may happen that individual titles may appear on specific supplier interfaces which the Library has not used before. To provide a single location for electronic books, they are all loaded to the Summon Discovery system. In some cases, this necessitates them being put on the library catalogue first.



The second chart shows the same information as percentages rather than as Euro amounts. It shows more clearly how the proportion spent on print books has decreased while that spent on databases has increased.



*Note: It is not possible to update these charts for 2016. The Library is moving to a new computer system. Some reports from the old system are already disabled.*

## 8.1 Items Added to Stock and Losses

During 2016 a total of 1548 individual items (mostly print) were added to the catalogue of library stock. This includes multiple copies of some titles. The approximate value of these additions was €44905. (Some of this material was received and paid for prior to 2015 and some was donated and this figure does not necessarily match with the Financial Report in Section 6.)

On 31<sup>st</sup> May 2017:

- The Millennium Library System reports total stock of 61077 titles. This represents mainly print titles including books, official publications and other collections such as maps. It also includes a small amount of AV material. Since there are multiple copies of many titles, the total number of print and AV items (copies) is 75344.
- The value of the print stock (as reported by the Millennium system) is approximately €1755165 based on a summation of prices in item records. It should be noted that this is a broad figure and includes stock which pre-dates both the current library system and its predecessor and also the changeover to EUROS. It also includes many items which would not strictly be termed “books” such as reports and other material. However, it gives a general indication of the extent and monetary value of the library stock.
- The system reports a total of 6229 items marked missing with an approximate value of €89782. These are items which were neither on the shelves nor recorded as checked out during various inventories.

- There are a total of 4325 items marked Discarded with an approximate value of €88267. Many of these were sent to the organisation Better World Books<sup>15</sup>.
- There are a total of 335 items marked lost with an approximate value of €9990. These are items which were borrowed and not returned.
- There are a total of 1520 items marked billed with an approximate value of €49164. These are items which were not returned and for which a billing notice was issued. Many are assumed lost although a proportion of library users may either return the books or pay a lost book charge.

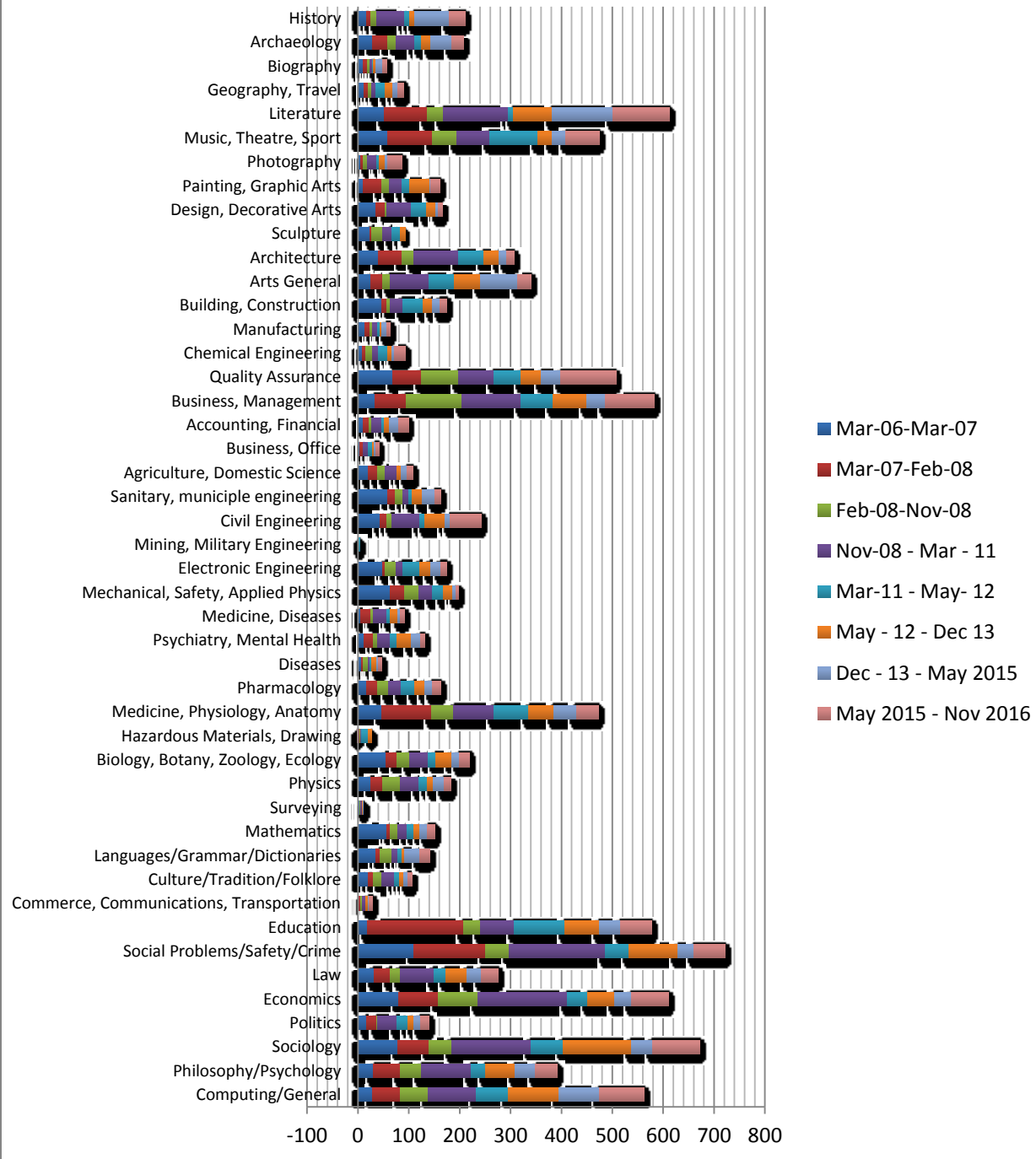
## 8.2 Additions to Stock by subject

The table below indicates subject areas where print items in Main, Reference and Restricted Loan collections have been added to stock in the period March 06 to November 16. Official Publications, reports etc. are not included. The chart gives an idea of the subject areas of the print book collection where titles were added. It should be noted that the graph counts numbers of titles rather than the cost. For this reason it may not reflect expenditure in each subject area. Books in certain areas cost less than in others and the same spend will allow for more titles.

---

<sup>15</sup> The library has received a number of small commission payments from Better World Books <http://www.betterworldbooks.com/> which were lodged with the Institute Finance Office. From the Library's point of view, the primary reason for using Better World Books is to provide an alternative to disposing of books as rubbish.

## Additions to Print Bookstock Mar 06 - Nov - 16



Note: It is not possible to update these charts beyond November 2016. The Library is moving to a new computer system. Some reports from the old system are already disabled.

### 8.3 Individual Journal Subscriptions in 2016

The library paid for subscriptions to a range of individual journal titles. In many cases, these are not available as part of aggregator database subscriptions. Many of these subscriptions include online access. Although the ability to browse through print journal issues may be relevant for certain students, the migration to online access is almost complete (when journal database subscriptions are taken into account) and while the library will probably always retain a few titles in print these will be insignificant in comparison to total online journal access (when aggregator databases are included).

Acsm Health & fitness
Applied marketing analytics
Archaeological prospection
Archaeology Ireland
Architects journal
Architectural design: AD
Artforum international
Artnews
Blueprint Magazine
Books Ireland
British journal of sociology
British archaeology
Business and Finance
Ceramic review
Current archaeology
Drama research: international journal of drama in education
Ethics & social welfare
Exercise and sport sciences reviews
Flash art
Frame Magazine
Health and safety review
Health education research [electronic resource]
Health promotion international
Health promotion practice
International journal of health promotion and education
Irish arts review
Irish marketing journal : IMJ
Irish Naturalists' Journal
Journal for drama in education
Journal of Early Childhood Research
Journal of public health
Journal of the British Archaeological Association
Kindling : the journal for Steiner Waldorf early childhood education, UK
National Geographic
Perspectives in Public Health
Philosophy & public affairs
Proceedings of the institution of civil engineers. Civil engineering

Proceedings of the Institution of Civil Engineers. Engineering and computational mechanics
Proceedings of the Institution of Civil Engineers. Geotechnical engineering
Proceedings of the Institution of Civil Engineers. Structures and buildings
Proceedings of the Institution of Civil Engineers. Water management
The British journal of social work
Times higher education
Transportation Professional
Travellers' Voice
Water and wastewater treatment
World Water

## 9 Donations and Special Collections

### Donations

Work on the Jack Flynn donation continued with 83 items added to stock. Many donated items also go into Special Collections, to which 46 items were added during 2016. In total 331 donations were added to the catalogue during 2016.

## 10 Other Library Expenditure

Library expenditure in 2016 included the following as reported on the Agresso Finance System:

Agresso Budget Code	Budget Account	Amount (net of VAT)
BN15	General Education	€68.81
BN30	Equipment <1200	€5713.35
BN37	Repairs and Services Costs	€7817.96
BN45	Travel and Subsistence/Hospitality and Seminars	€1113.96
BN50	Training and Development	€326.45
BN72	Courier Costs	€24.30
BN75	Office Stationery/Supplies	€4432.92
BN85	Advertising General (includes library brochures and exhibitions)	€2568.33